

Route Mobile Ltd

Subscribe

Price Band: INR 345-350

ISSUE SUMMARY

Issue Opens	9-Sep-20
Issue Closes	11-sep-20
Offer Price (INR per share)	345-350
Bid Lot	40 shares
Face Value (INR)	10.0
Pre Issue Shares o/s (mn)	50.0
^Offer for Sale (No of sh. mn)	10.3
^Fresh Issue (No of sh. mn)	6.9
^Post Issue shares o/s (mn)	56.9
^*Issue Size (INR bn)	6.0
QIB	=>50%
Non-institutional	<15%
Retail	<35%
^ Issue Size (@INR350)	

POST ISSUE DETAILS

M.Cap @INR350/sh. (INR bn)	19.9
Shareholding pattern	
Promoters	66.3%
Non-Promoters	33.7%

Route Mobile Ltd (RML) is among the leading CPaaS (Communications Platform as a Service) provider. Its services include Message, Voice, Email, SMS Filtering, Analytics & Monetization.

Omni-channel cloud communication platform service provider: RML is a leading omni-channel CPaaS provider with its A2P (Application-to-peer) service being ranked 2nd globally among tier-1. A2P SMS market is currently the largest segment; expected to grow at 4.4% CAGR over FY18-FY23. With growing internet penetration, demand for CPaaS is increasing to streamline back-end operations as well as to engage with various stakeholders. RML processed >3,031cr billable transactions in FY20 (20% CAGR over FY18-20), while in Q1FY21, it processed >695cr transactions.

Diversified and global client base across industries: RML is well diversified globally/across industries, with presence in high potential markets. RML also enjoys strong relationship with 240 MNOs (mobile network operators) globally by offering them focused suite of products. This relationship provides RML with access to over 800 mobile networks and helps in serving its enterprise clients better with flexibility of multiple routes, better speed delivery and cost optimization/message.

Improving Financials: Over FY18-20, HMTL's Revenue/EBITDA/PAT grew at a CAGR of 38%/15%/22%. The balance sheet is lean with negligible debt and healthy return ratios (RoE/RoCE at 29%/24%). RML's WC is negligible as it has a large pre-paid client base that pays upfront. Further, revenue is directly linked to usage based on each communication sent by clients and RML follows flexible pricing policy based on prevailing market rates.

Issue Size: The INR6bn IPO consists of fresh issue of INR2.4bn and OFS of INR3.6bn (by promoters) which would result in promoter's stake reducing from 96.0% pre-IPO to 66.3% post-IPO. The funds raised from fresh issue will be utilized to repay debt, make strategic acquisition, purchase office premises in Mumbai and balance for general corporate purpose.

Valuation & View: At the higher end of the price band, the issue is valued at 29x FY20 P/E (fully diluted), which is comparable to mid-sized IT firms (no listed peers available). We recommend Subscribe to the IPO given RML's strong presence in niche CPaaS market with high entry barrier and healthy financials. Further given the small offer size and presence in niche IT space, one may get listing gains too.

Exhibit 1: Financials & Valuations (INR mn)

Y/E March	FY18	FY19	FY20	Q1FY21
Revenue	5,049	8,447	9,563	3,096
Growth (%)	-	67.3	13.2	29.5
Adj PAT	467	545	691	269
Growth (%)	-	16.8	26.7	55.9
EPS (INR)	8.2	9.6	12.2	18.9
RoE (%)	NA	29.3	28.7	24.3
PE (x)	42.6	36.5	28.8	18.5

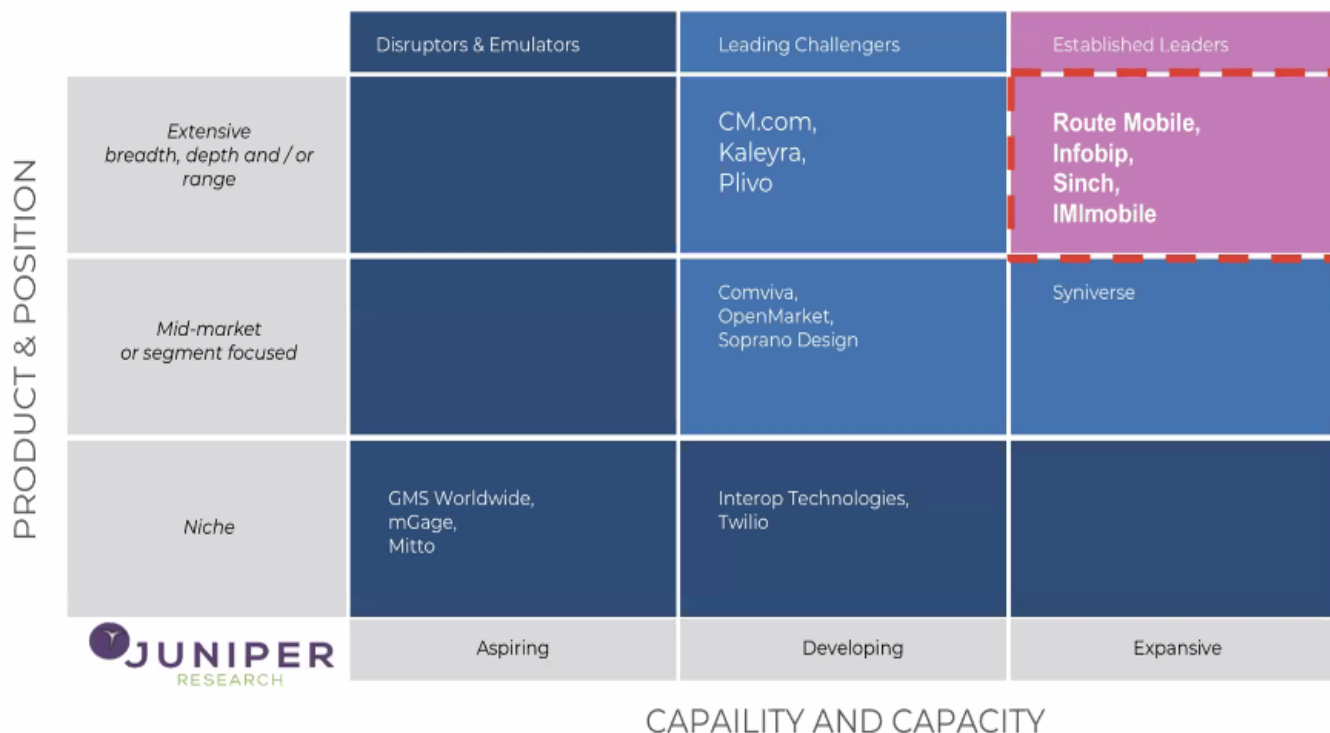
Source: Company RHP, MOFSL

Ratios are calculated on annualized and post issue basis, at the upper price band of INR350

About the Company

Incorporated in 2004, Route Mobile Ltd (RML) provides cloud-communication platform as a service (CPaaS) to enterprises, over-the-top (OTT) players and mobile network operators (MNOs). It was ranked as a tier 1 application-to-peer (A2P) service provider internationally. It ranked 2nd globally as a tier 1 A2P service provider and also ranked 1st for ‘value added services’ provided, its ‘implementation process’ and its ‘uptime performance’ among tier 1 vendors in 2017 (Source: ROCCO Report 2017).

Exhibit 2: CPaaS: The Competitive Market Landscape – Juniper Research Leaderboard

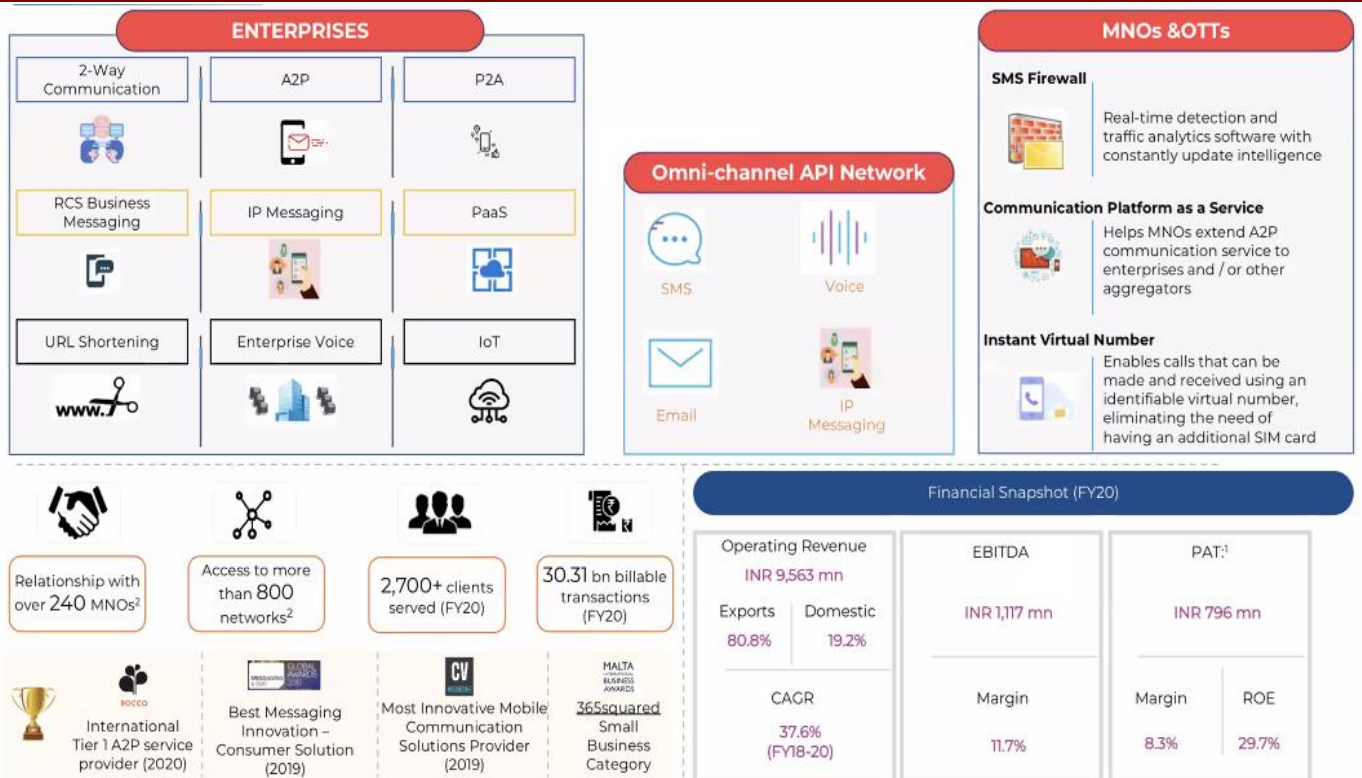


Source: RHP, MOFSL

RML’s Enterprise solution comprises 2 primary components – (i) the front-end that provides an interface for enterprises to integrate with, and (ii) a back-end which is directly integrated with over 240 MNOs, and provides access to over 800 MNOs across the globe (as of June 30, 2020), enabling enterprises to leverage their SMS and voice channels for digital communication (Super Network). Further, the backend is also integrated with OTT business messaging solution providers, and is capable of supporting Rich Communication Services (RCS) business messaging, offering multiple channels of communication to enterprises. RML’s strong relationship with MNOs allows it to provide services at a competitive cost.

Its omni-channel platform enables enterprises to leverage various modes of digital communication to engage with their stakeholders – including customers, employees and vendors. Its services include application-to-peer (A2P)/ peer-to-application (P2A)/ 2Way Messaging, RCS, OTT business messaging, voice, email and omni-channel communication. Further, it offers SMS analytics, firewall, filtering and monetization, SMS hubbing and Instant Virtual Number (IVN) solutions to MNOs globally.

Exhibit 3: Company overview



Source: RHP, MOFSL

A2P messaging is currently the largest CPaaS segment where RML is one of the leading players. It is present in high potential markets including EMEA, India, APAC, North America and Latin America, where A2P industry is expected to grow at 5.8% CAGR vs 4.4% globally from 2017-22. Going ahead, RCS, OTT products (Whatsapp for business, Viber business) and IoT segments are likely to drive the next leg of growth.

Exhibit 4: RML present in fastest growing geographies (Mobile Subscribers - mn)

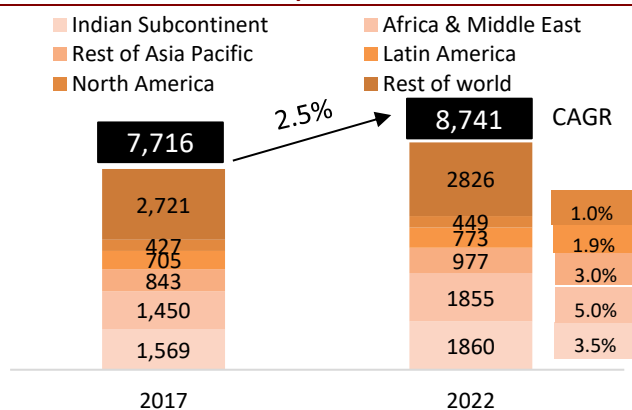
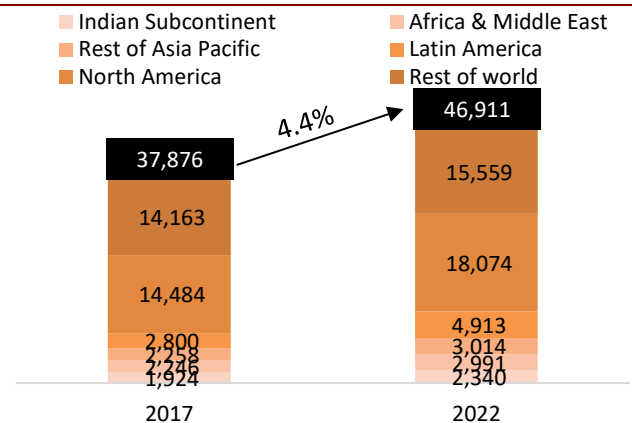


Exhibit 5: A2P SMS to experience healthy growth



Source: RHP, MOFSL

Its clients include some of the world's largest and well-known organizations, including a number of Fortune Global 500 companies. As of June 30, 2020, Route Mobile has serviced over 30,150 clients, cumulatively since inception, across sectors including social media, banking and financial services, aviation, retail, internet / e-commerce, logistics, healthcare, hospitality, media/ entertainment, pharmaceuticals and telecom.

Exhibit 6: Diversified client base



Source: RHP, MOFSL

Currently its global operations included 9 direct and 12 step-down subsidiaries serving its clients through 18 locations across Africa, Asia Pacific, Europe, Middle East and North America. Consistent with its strategy of pursuing inorganic growth to deepen its relationship with MNOs and broaden its product and service portfolio, Route Mobile acquired 365squared Limited with effect from October 1, 2017, which operates in SMS analytics, firewall, filtering and monetization. Further, they also acquired Call2Connect, effective April 1, 2017, a company which offers voice, non-voice and consulting BPO services to some of the largest enterprises in India.

Exhibit 7: Inorganic opportunities

Acquisitions	365 squared	Call2Connect	cellent wireless defined	Start Corp
Category	Product capability		Geography reach	
Value add	Added SMS filtering, analytics and monetization		Expanded into Middle East and Africa	
Effective Date	October 1, 2017		September 9, 2016	
Cost of acq.	Eur 19 mn ¹	INR 57 mn	INR 113 mn	INR 20 mn
Revenue (FY20)	INR 1,158 mn	INR 303 mn	INR 43 mn	INR 16 mn

Source: RHP, MOFSL

Business Units

Enterprise

RML's enterprise vertical primarily provides cloud based communication platform to enterprises to enable digital communication through multiple channels including RCS, A2P / P2A messaging, 2Way Messaging, OTT business messaging, enterprise email and URL shortening; and Mail2SMS. This platform also provides enterprise voice application services including interactive voice response, Click2Call, missed call facility and outbound dialer, which enable enterprises, to connect incoming and outgoing voice calls to their applications and systems. The CPaaS platform gives its current and potential customers the ability to leverage its Super Network and APIs to build out their digital communication service needs. RML provides a suite of APIs for various communication channels, across multiple geographies that are scalable and flexible to fit the customers' requirements.

Mobile Operator

RML's main service offerings in this segment include SMS analytics, firewall, filtering, monetization and CPaaS and hubbing solutions. Its analytics based SMS firewall solution helps MNOs identify grey route traffic terminating on their networks, block grey route traffic, identify the source of such grey route traffic, and monetize such traffic. It has developed multiple engagement models, to offer flexibility to MNOs while using its solution. RML typically engages with MNOs on a revenue share model when deploying this solution. Certain MNOs also engage with RML for its hubbing solution and CPaaS offerings, to leverage its global connectivity and A2P platform.

Business Process Outsourcing (BPO)

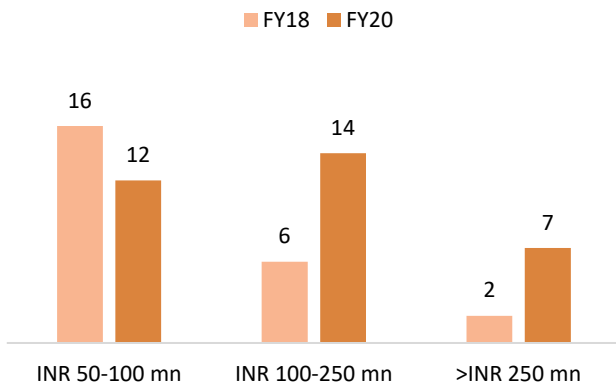
RML provides a range of BPO services including client support, technical support, booking and collection services. The strategic objective is to integrate its BPO capabilities with its enterprise voice platform and deliver end-to-end offerings to enterprise customers. RML is an associate member of the GSMA and an accredited open hub connectivity solution provider with its internally developed cloud communications platform allowing them to handle both A2P and peer-to-peer (P2P) traffic for enterprises, OTT players and MNOs. In Q1FY21, through its cloud communications platform, RML processed more than 695cr billable transactions. In FY20, its platform managed more than 3,031cr billable transactions from its clients and was used by more than 2,700 clients while it managed more than 2,474 crore billable transactions in FY19. RML has established direct relationships with MNOs that provide its clients with global connectivity. As of Q1FY21, it has direct relationships with over 240 MNOs and 4 short messaging service centres hosted in various geographies across the globe. They are able to access more than 800 networks across the world.

Risk and concerns

- RML's business depends on the success of its relationship with MNOs for connectivity in various regions around the world to provide services to its clients.
- RML relies on 3rd party technology systems and Infrastructure where defects, delays and failures can adversely affect its business.
- Top 5 clients contributed 41% to the FY20 revenue. Any loss of such clients or reduction in their services could adversely affect the RML's business.
- RML's clients can misuse its platform and send unauthorized SMS messages in violation of TRAI regulations.

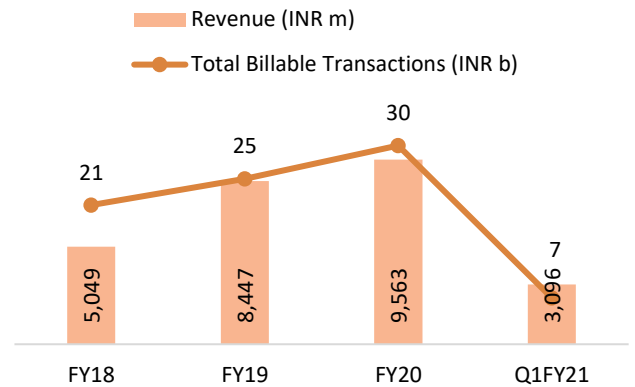
Story in Charts

Exhibit 8: Successful scale up of client base



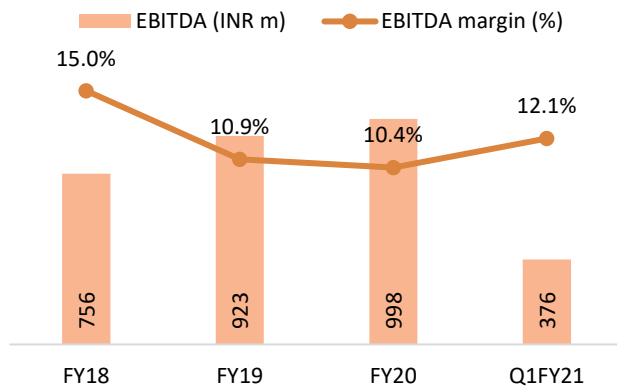
Source: RHP, MOFSL

Exhibit 9: Revenue grew at a 38% CAGR over FY18-20



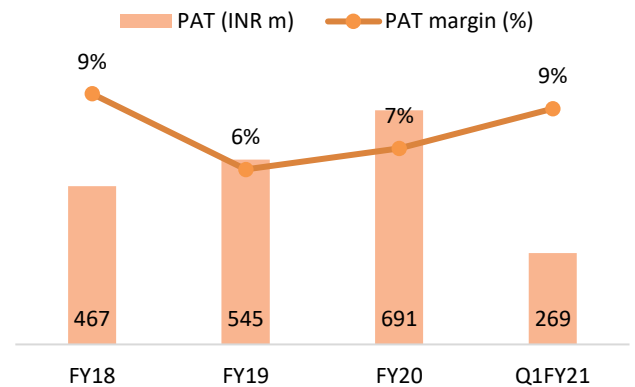
Source: RHP, MOFSL

Exhibit 10: Stable EBITDA margins



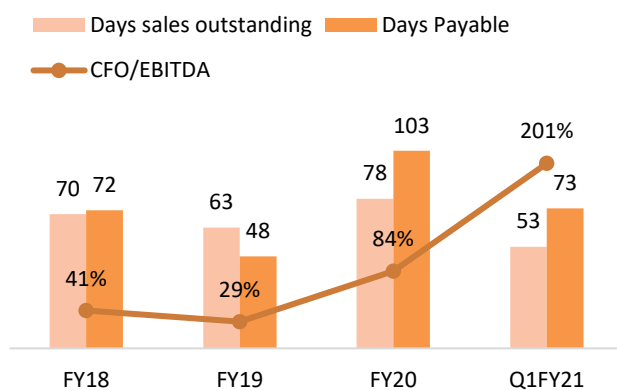
Source: RHP, MOFSL

Exhibit 11: PAT grew at 22% CAGR over FY18-20



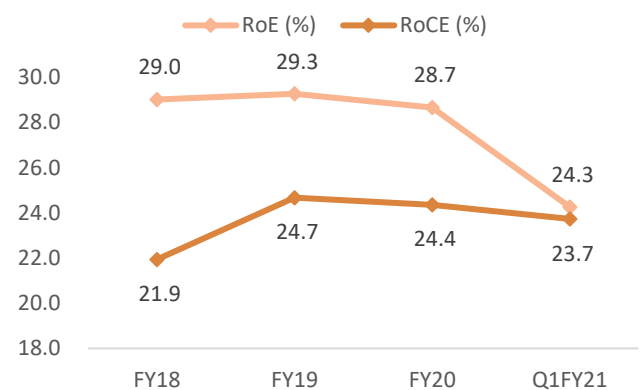
Source: RHP, MOFSL

Exhibit 12: Working Capital trend



Source: RHP, MOFSL

Exhibit 13: Healthy Return ratios



Source: RHP, MOFSL

Financials

Income Statement

(INR mn)

Y/E March	FY18	FY19	FY20	1QFY21
Net Sales	5,049	8,447	9,563	3,096
Change (%)	-	67.3	13.2	29.5
Total Expenditure	4,294	7,524	8,564	2,720
% of Sales	85.0	89.1	89.6	87.9
EBITDA	756	923	998	376
Margin (%)	15.0	10.9	10.4	12.1
Depreciation	158	219	227	60
EBIT	598	704	771	316
Int. and Finance Charges	78	131	49	10
Other Income	45	77	119	27
PBT	565	650	841	333
Tax	98	105	150	64
Tax Rate (%)	17.4	16.1	17.9	19.1
Min. Int. & Assoc. Share	0	0	0	0
Reported PAT	467	545	691	269
Adjusted PAT	467	545	691	269
Change (%)	-	16.8	26.7	55.9
Margin (%)	9.2	6.5	7.2	8.7

Source: Company RHP, MOFSL

Balance Sheet

(INR mn)

Y/E March	FY18	FY19	FY20	1QFY21
Share Capital	500	500	500	500
Reserves	1,109	1,618	2,204	2,470
Net Worth	1,609	2,118	2,704	2,970
Minority Interest	-7	-19	-22	-23
Debt	813	771	411	425
Deferred Tax (Net)	-68	-75	-33	-22
Total Capital Employed	2,347	2,795	3,059	3,350
Net Fixed Assets	207	217	224	213
Goodwill on Consolidation	0	0	0	0
Capital WIP	0	0	0	0
Intangibles	1,806	1,649	1,542	1,491
Investments	0	107	119	124
Current Assets	2,392	3,010	4,342	4,494
Inventory	0	0	0	0
Debtors	973	1,447	2,037	1,840
Cash and Bank Balance	1,026	957	1,026	1,587
Loans and Advances & OCA	393	606	1,279	1,067
Curr. Liability & Provisions	2,058	2,188	3,168	2,971
Account Payables	561	597	1,813	1,717
Current Liabilities	1,302	1,451	1,268	1,174
Other Long Term Liab. & Provs.	194	139	87	80
Net Current Assets	334	822	1,174	1,522
Misc Expenditure	0	0	0	0
Appl. of Funds	2,347	2,795	3,059	3,350

Source: Company RHP, MOFSL

Key Ratios

Y/E March	FY18	FY19	FY20	1QFY21
Basic (INR)				
EPS	8.2	9.6	12.2	18.9
Cash EPS	11.0	13.4	16.1	23.2
BV/Share	28.3	37.2	47.6	108.7
DPS	0.0	0.0	0.0	0.0
Valuation (x)				
P/E	42.6	36.5	28.8	18.5
Cash P/E	31.8	26.0	21.7	15.1
P/BV	12.4	9.4	7.4	3.2
EV/Sales	3.9	2.3	2.0	5.6
EV/EBITDA	26.0	21.4	19.3	46.4
Dividend Yield (%)	0.0	0.0	0.0	0.0
Return Ratios (%)				
RoE	NA	29.3	28.7	24.3
RoCE	NA	24.7	24.4	23.7
Working Capital Ratios				
Asset Turnover (x)	2.2	3.0	3.1	3.7
Inventory (Days)	0	0	0	0
Debtor (Days)	70	63	78	54
Creditor (Days)	41	26	69	51
Leverage Ratio (x)				
Net Debt/Equity	-0.1	-0.1	-0.3	-0.4

Source: Company RHP, MOFSL

*All ratios calculated on annualized and fully diluted basis

#Calculated on the upper price band of INR350

Cash Flow Statement**(INR mn)**

Y/E March	FY18	FY19	FY20	1QFY21
OP/(Loss) before Tax	565	650	841	333
Depreciation	158	219	227	60
Interest paid	42	105	16	1
Income Taxes paid	-84	-66	-180	-3
(Inc)/Dec in WC	-384	-597	61	393
CF from Operations	297	311	966	784
Others	24	-27	-31	27
CF from Operating (Net)	322	285	934	811
(Pur)/Sale of FA	-58	-105	-73	-3
(Pur)/Sale of Investments	-1,280	28	54	-281
Interest Received	36	27	21	7
CF from Investments	-1,302	-50	2	-277
Proceeds from borrowings	558	-49	-359	14
Interest Paid	-8	-18	-28	-7
Dividend paid	-75	-90	-165	-
Payment of lease liabilities	-52	-68	-71	-17
CF from Fin. Activity	424	-226	-623	-11
Net Inc/Dec of Cash	-556	9	313	524

Source: Company RHP, MOFSL

Explanation of Investment Rating	Expected return (over 12-month)
Investment Rating	
BUY	>=15%
SELL	< - 10%
NEUTRAL	> - 10 % to 15%
UNDER REVIEW	Rating may undergo a change
NOT RATED	We have forward looking estimates for the stock but we refrain from assigning recommendation

Disclosures:

The following Disclosures are being made in compliance with the SEBI Research Analyst Regulations 2014 (herein after referred to as the Regulations). Motilal Oswal Financial Services Ltd. (MOFSL) is a SEBI Registered Research Analyst having registration no. INH000000412. MOFSL, the Research Entity (RE) as defined in the Regulations, is engaged in the business of providing Stock broking services, Investment Advisory Services, Depository participant services & distribution of various financial products. MOFSL is a subsidiary company of Passionate Investment Management Pvt. Ltd., (PIMPL). MOFSL is a listed public company, the details in respect of which are available on www.motilaloswal.com. MOFSL (erstwhile Motilal Oswal Securities Limited - MOSL) is registered with the Securities & Exchange Board of India (SEBI) and is a registered Trading Member with National Stock Exchange of India Ltd. (NSE) and Bombay Stock Exchange Limited (BSE), Multi Commodity Exchange of India Limited (MCX) and National Commodity & Derivatives Exchange Limited (NCDEX) for its stock broking activities & is Depository participant with Central Depository Services Limited (CDSL) National Securities Depository Limited (NSDL), NERL, COMRIS and CCRL and is member of Association of Mutual Funds of India (AMFI) for distribution of financial products and Insurance Regulatory & Development Authority of India (IRDA) as Corporate Agent for Insurance products. Details of associate entities of Motilal Oswal Financial Services Ltd. are available on the website at <http://online.reports.motilaloswal.com/Dormant/documents/Associate%20Details.pdf>

Details of pending Enquiry Proceedings of Motilal Oswal Financial Services Limited are available on the website at <https://galaxy.motilaloswal.com/ResearchAnalyst/PublishViewLitigation.aspx>

MOFSL, its associates, Research Analyst or their relatives may have any financial interest in the subject company. MOFSL and/or its associates and/or Research Analyst or their relatives may have actual beneficial ownership of 1% or more securities in the subject company at the end of the month immediately preceding the date of publication of the Research Report or date of the public appearance. MOFSL and its associate company(ies), their directors and Research Analyst and their relatives may have any other potential conflict of interests at the time of publication of the research report or at the time of public appearance.

In the past 12 months, MOFSL or any of its associates may have:

- a) received any compensation from the subject company of this report
- b) managed or co-managed public offering of securities from subject company of this research report,
- c) received compensation for investment banking or merchant banking or brokerage services from subject company of this research report,
- d) received compensation for products or services other than investment banking or merchant banking or brokerage services from the subject company of this research report.

- MOFSL and its associates have not received any compensation or other benefits from the subject company or third party in connection with the research report.
- Subject Company may have been a client of MOFSL or its associates during twelve months preceding the date of distribution of the research report.
- Research Analyst may have served as director/officer/employee in the subject company.
- MOFSL and research analyst may engage in market making activity for the subject company.

MOFSL and its associate company(ies), and Research Analyst and their relatives from time to time may have:

- a) a long or short position in, act as principal in, and buy or sell the securities or derivatives thereof of companies mentioned herein.
- b) be engaged in any other transaction involving such securities and earn brokerage or other compensation or act as a market maker in the financial instruments of the company(ies) discussed herein or act as an advisor or lender/borrower to such company(ies) or may have any other potential conflict of interests with respect to any recommendation and other related information and opinions; however the same shall have no bearing whatsoever on the specific recommendations made by the analyst(s), as the recommendations made by the analyst(s) are completely independent of the views of the associates of MOFSL even though there might exist an inherent conflict of interest in some of the stocks mentioned in the research report.

Above disclosures include beneficial holdings lying in demat account of MOFSL which are opened for proprietary investments only. While calculating beneficial holdings, it does not consider demat accounts which are opened in name of MOFSL for other purposes (i.e holding client securities, collaterals, error trades etc.). MOFSL also earns DP income from clients which are not considered in above disclosures.

To enhance transparency, MOFSL has incorporated a Disclosure of Interest Statement in this document. This should, however, not be treated as endorsement of the views expressed in the report. MOFSL and / or its affiliates do and seek to do business including investment banking with companies covered in its research reports. As a result, the recipients of this report should be aware that MOFSL may have a potential conflict of interest that may affect the objectivity of this report.

Terms & Conditions:

This report has been prepared by MOFSL and is meant for sole use by the recipient and not for circulation. The report and information contained herein is strictly confidential and may not be altered in any way, transmitted to, copied or distributed, in part or in whole, to any other person or to the media or reproduced in any form, without prior written consent of MOFSL. The report is based on the facts, figures and information that are considered true, correct, reliable and accurate. The intent of this report is not recommendatory in nature. The information is obtained from publicly available media or other sources believed to be reliable. Such information has not been independently verified and no guaranty, representation of warranty, express or implied, is made as to its accuracy, completeness or correctness. All such information and opinions are subject to change without notice. The report is prepared solely for informational purpose and does not constitute an offer document or solicitation of offer to buy or sell or subscribe for securities or other financial instruments for the clients. Though disseminated to all the customers simultaneously, not all customers may receive this report at the same time. MOFSL will not treat recipients as customers by virtue of their receiving this report.

Analyst Certification

The views expressed in this research report accurately reflect the personal views of the analyst(s) about the subject securities or issues, and no part of the compensation of the research analyst(s) was, is, or will be directly or indirectly related to the specific recommendations and views expressed by research analyst(s) in this report.

Disclosure of Interest Statement Prince Piper & Fittings Ltd.

Analyst ownership of the stock No

A graph of daily closing prices of securities is available at www.nseindia.com, www.bseindia.com. Research Analyst views on Subject Company may vary based on Fundamental research and Technical Research. Proprietary trading desk of MOFSL or its associates maintains arm's length distance with Research Team as all the activities are segregated from MOFSL research activity and therefore it can have an independent view with regards to subject company for which Research Team have expressed their views.

Regional Disclosures (outside India)

This report is not directed or intended for distribution to or use by any person or entity resident in a state, country or any jurisdiction, where such distribution, publication, availability or use would be contrary to law, regulation or which would subject MOFSL & its group companies to registration or licensing requirements within such jurisdictions.

For Hong Kong:

This report is distributed in Hong Kong by Motilal Oswal capital Markets (Hong Kong) Private Limited, a licensed corporation (CE AYY-301) licensed and regulated by the Hong Kong Securities and Futures Commission (SFC) pursuant to the Securities and Futures Ordinance (Chapter 571 of the Laws of Hong Kong) "SFO". As per SEBI (Research Analyst Regulations) 2014 Motilal Oswal Securities (SEBI Reg No. INH000000412) has an agreement with Motilal Oswal capital Markets (Hong Kong) Private Limited for distribution of research report in Hong Kong. This report is intended for distribution only to "Professional Investors" as defined in Part I of Schedule 1 to SFO. Any investment or investment activity to which this document relates is only available to professional investor and will be engaged only with professional investors." Nothing here is an offer or solicitation of these securities, products and services in any jurisdiction where their offer or sale is not qualified or exempt from registration. The Indian Analyst(s) who compile this report is/are not located in Hong Kong & are not conducting Research Analysis in Hong Kong.

For U.S.

MOTILAL Oswal Financial Services Limited (MOFSL) is not a registered broker - dealer under the U.S. Securities Exchange Act of 1934, as amended (the "1934 act") and under applicable state laws in the United States. In addition MOFSL is not a registered investment adviser under the U.S. Investment Advisers Act of 1940, as amended (the "Advisers Act" and together with the 1934 Act, the "Acts"), and under applicable state laws in the United States. Accordingly, in the absence of specific exemption under the Acts, any brokerage and investment services provided by MOFSL, including the products and services described herein are not available to or intended for U.S. persons. This report is intended for distribution only to "Major Institutional Investors" as defined by Rule 15a-6(b)(4) of the Exchange Act and interpretations thereof by SEC (henceforth referred to as "major institutional investors"). This document must not be acted on or relied on by persons who are not major institutional investors. Any investment or investment activity to which this document relates is only available to major institutional investors and will be engaged in only with major institutional investors. In reliance on the exemption from registration provided by Rule 15a-6 of the U.S. Securities Exchange Act of 1934, as amended (the "Exchange Act") and interpretations thereof by the U.S. Securities and Exchange Commission ("SEC") in order to conduct business with Institutional Investors based in the U.S., MOFSL has entered into a chaperoning agreement with a U.S. registered broker-dealer, Motilal Oswal Securities International Private Limited. ("MOSIPL"). Any business interaction pursuant to this report will have to be executed within the provisions of this chaperoning agreement.

The Research Analysts contributing to the report may not be registered /qualified as research analyst with FINRA. Such research analyst may not be associated persons of the U.S. registered broker-dealer, MOSIPL, and therefore, may not be subject to NASD rule 2711 and NYSE Rule 472 restrictions on communication with a subject company, public appearances and trading securities held by a research analyst account.

For Singapore

In Singapore, this report is being distributed by Motilal Oswal Capital Markets Singapore Pte Ltd ("MOCMSPL") (Co.Reg. NO. 2011294012) which is a holder of a capital markets services license and an exempt financial adviser in Singapore, as per the approved agreement under Paragraph 9 of Third Schedule of Securities and Futures Act (CAP 289) and Paragraph 11 of First Schedule of Financial Advisors Act (CAP 110) provided to MOCMSPL by Monetary Authority of Singapore. Persons in Singapore should contact MOCMSPL in respect of any matter arising from, or in connection with this report/publication/communication. This report is distributed solely to persons who qualify as "Institutional Investors", of which some of whom may consist of "accredited" institutional investors as defined in section 4A(1) of the Securities and Futures Act, Chapter 289 of Singapore ("the SFA"). Accordingly, if a Singapore person is not or ceases to be such an institutional investor, such Singapore Person must immediately discontinue any use of this Report and inform MOCMSPL.

Disclaimer:

This report is intended for distribution to Retail Investors.

The report and information contained herein is strictly confidential and meant solely for the selected recipient and may not be altered in any way, transmitted to, copied or distributed, in part or in whole, to any other person or to the media or reproduced in any form, without prior written consent. This report and information herein is solely for informational purpose and may not be used or considered as an offer document or solicitation of offer to buy or sell or subscribe for securities or other financial instruments. Nothing in this report constitutes investment, legal, accounting and tax advice or a representation that any investment or strategy is suitable or appropriate to your specific circumstances. The securities discussed and opinions expressed in this report may not be suitable for all investors, who must make their own investment decisions, based on their own investment objectives, financial positions and needs of specific recipient. This may not be taken in substitution for the exercise of independent judgment by any recipient. Each recipient of this document should make such investigations as it deems necessary to arrive at an independent evaluation of an investment in the securities of companies referred to in this document (including the merits and risks involved), and should consult its own advisors to determine the merits and risks of such an investment. The investment discussed or views expressed may not be suitable for all investors. Certain transactions -including those involving futures, options, another derivative products as well as non-investment grade securities - involve substantial risk and are not suitable for all investors. No representation or warranty, express or implied, is made as to the accuracy, completeness or fairness of the information and opinions contained in this document. The Disclosures of Interest Statement incorporated in this document is provided solely to enhance the transparency and should not be treated as endorsement of the views expressed in the report. This information is subject to change without any prior notice. The Company reserves the right to make modifications and alterations to this statement as may be required from time to time without any prior approval. MOFSL, its associates, their directors and the employees may from time to time, effect or have effected an own account transaction in, or deal as principal or agent in or for the securities mentioned in this document. They may perform or seek to perform investment banking or other services for, or solicit investment banking or other business from, any company referred to in this report. Each of these entities functions as a separate, distinct and independent of each other. The recipient should take this into account before interpreting the document. This report has been prepared on the basis of information that is already available in publicly accessible media or developed through analysis of MOFSL. The views expressed are those of the analyst, and the Company may or may not subscribe to all the views expressed therein. This document is being supplied to you solely for your information and may not be reproduced, redistributed or passed on, directly or indirectly, to any other person or published, copied, in whole or in part, for any purpose. This report is not directed or intended for distribution to, or use by, any person or entity who is a citizen or resident of or located in any locality, state, country or other jurisdiction, where such distribution, publication, availability or use would be contrary to law, regulation or which would subject MOFSL to any registration or licensing requirement within such jurisdiction. The securities described herein may or may not be eligible for sale in all jurisdictions or to certain category of investors. Persons in whose possession this document may come are required to inform themselves of and to observe such restriction. Neither the Firm, nor its directors, employees, agents or representatives shall be liable for any damages whether direct or indirect, incidental, special or consequential including lost revenue or lost profits that may arise from or in connection with the use of the information. The person accessing this information specifically agrees to exempt MOFSL or any of its affiliates or employees from, any and all responsibility/liability arising from such misuse and agrees not to hold MOFSL or any of its affiliates or employees responsible for any such misuse and further agrees to hold MOFSL or any of its affiliates or employees free and harmless from all losses, costs, damages, expenses that may be suffered by the person accessing this information due to any errors and delays.

Registered Office Address: Motilal Oswal Tower, Rahimtullah Sayani Road, Opposite Parel ST Depot, Prabhadevi, Mumbai-400025; Tel No.: 022-3980 4263; www.motilaloswal.com. Correspondence Address: Palm Spring Centre, 2nd Floor, Palm Court Complex, New Link Road, Malad (West), Mumbai- 400 064. Tel No: 022 71881000. Compliance Officer: Neeraj Agarwal, Email Id: na@motilaloswal.com, Contact No.:022-71881085.

Registration details of group entities.: Motilal Oswal Financial Services Ltd. (MOFSL): IN2000158836 (BSE/NSE/MCX/NCDEX); CDSL: IN-DP-16-2015; NSDL: IN-DP-NSDL-152-2000; Research Analyst: INH000000412. AMFI: ARN: 146822. Investment Adviser: INA000007100. IRDA Corporate Agent – CA0579. Motilal Oswal Financial Services Ltd. is a distributor of Mutual Funds, PMS, Fixed Deposit, Insurance, Bond, NCDs and IPO products.