

Nuvoco Vistas Corp Ltd

Subscribe for Long Term

Price Band: INR 560-570

ISSUE SUMMARY

Issue Opens	9-Aug-21
Issue Closes	11-Aug-21
Offer Price (INR per share)	560-570
Bid Lot	26 shares
Face Value (INR)	10.0
Pre Issue Shares o/s (mn)	330.0
^*Offer for Sale (No of sh. mn)	61.4
^Fresh Issue (No of sh. mn)	26.3
^Post Issue shares o/s (mn)	356.3
^Issue Size (INR bn)	50.0
QIB	=>50%
Non-institutional	<15%
Retail	<35%
^ Issue Size (@INR570)	

POST ISSUE DETAILS

M.Cap @INR570/sh. (INR bn)	203.1
Shareholding pattern	
Promoters	71.2%
Non-Promoters	28.8%

Nuvoco Vistas Corporation Ltd (NVCL), part of the Nirma Group, is the 5th largest cement company in India (4.2% of the total capacity) and the largest cement company in East India in terms of capacity.

Largest player in fast growing East India with significant presence in North:

NVCL is the largest player in East India with 17% of the total regional capacity while it constitutes 5% of total capacity in North India. Through its strategically located plants in North/East, it is able to cater demand in Central India too. North, East and Central India are the fastest growing cement markets in India. Focus on infrastructure investments and revival of housing segment would drive robust industry demand growth of 6.5% CAGR over FY21-26E (2x of supply growth), resulting in utilization level improving to 71% (vs. avg. of 64% over FY15-21). In addition, NVCL has 79% exposure to trade (vs. industry avg. of 63-68%), resulting in better realization.

Diverse portfolio of premium brands and synergy benefits to drive growth:

NVCL doubled its capacity over the last 5 years to 22.3 MMTPA through acquisition of Lafarge Holcim in 2016 and NU Vista (Emami Cement) in 2020. These acquisitions have led to extensive portfolio with market leading brands across the range. Focus on premiumization would improve realization, while upcoming capacity addition would drive volume growth. Further successful integration of NU Vista along with new captive power plants and full benefit of WHR across plants would result in better operational efficiency.

Robust financials: In FY21, Revenue/EBITDA grew by 10.2%/12.6%, aided by robust cement demand and acquisition of Emami Cement. Over FY18-21, NVCL EBITDA grew at 11% CAGR (though revenue was flat at 3% CAGR), supported by margin expansion of 395bps to 19.5%. Despite healthy operational performance, higher depreciation and interest cost has led to inconsistent performance at the PAT level. With the repayment of debt from the IPO proceeds and synergy benefits playing out from the recent acquisition, the profitability is expected to improve going ahead.

Issue Size: INR50bn IPO consists of OFS of INR35bn (by promoters) and fresh issue of INR15bn, which will reduce promoters stake to 71.2% from earlier 95.2%. The funds will be largely utilized for repayment of debt (INR13.5bn).

Valuation & View: We like NVCL due its leadership position in fast growing East market, wide premium product portfolio and ability to successfully integrate large acquisitions. The issue is valued at USD146 FY21 EV/ton (USD) and 16.6x EV/EBITDA on post issue basis, which is at discount to industry average given slightly weaker financials. As NVCL has a short history of existence, we believe it has potential to improve its financials in the long run and come at par to its peers as operating leverage kicks in. It is expected to witness strong growth going ahead led by its expansion plans, integration of NU Vista and debt reduction. We recommend **Subscribe for Long Term**.

Exhibit 1: Financials & Valuations (INR mn)

Y/E March	FY18	FY19	FY20	FY21
Revenue	68,555	70,521	67,932	74,888
Growth (%)	-	2.9	-3.7	10.2
Adj PAT	875	-265	2,493	-259
Growth (%)	-	NA	NA	NA
EPS (INR)	2.5	-0.7	7.0	-0.7
EV/EBITDA (x)	22.6	25.7	18.1	16.6
EV/ton (USD-cap)	241.3	233.3	225.5	146.2

*Calculated on post issue basis, at the upper price band of INR570; Source: RHP, MOFSL

Peer Comparison

Exhibit 2: Financial Comparison

Company	M.Cap. INR Bn	Revenue CAGR FY18-21 (%)	EBITDA CAGR FY18-21 (%)	EBITDA Margin FY21 (%)	Realization/ton FY21 (INR)	EBITDA/ton FY21 (INR)
Ultratech Cement	2205.4	13.0	23.5	25.9	5175.0	1338.6
Shree Cement	1045.0	8.4	16.9	31.4	4642.0	1473.4
Ambuja Cement	607.3	2.8	10.9	23.3	4929.0	1167.4
ACC	448.8	1.2	9.1	18.0	4909.0	971.8
Dalmia Bharat	371.8	7.0	11.0	26.4	5083.0	1344.4
Ramco Cement	252.9	6.3	13.2	29.4	5221.0	1551.1
JK Cement	259.8	10.8	25.0	23.3	5437.0	1321.9
Nuvoco Vista	203.1	3.0	11.1	19.5	4412.9	977.9
Birla Corp	106.9	5.8	-16.2	20.2	4853.0	1022.5

Exhibit 3: Valuation Comparison

Company	P/E FY21 (x)	EV/Ton FY21(USD)	EV/Sales FY21 (x)	EV/EBITDA FY21 (x)	P/BV FY21 (x)	D/E FY21 (x)
Ultratech Cement	39.5	276.4	5.1	19.7	4.7	0.5
Shree Cement	44.3	322.7	8.2	26.3	6.7	0.2
Ambuja Cement	44.8	263.1	5.1	21.9	3.9	0.0
ACC	29.8	159.1	2.8	15.7	3.5	0.0
Dalmia Bharat	35.4	163.7	3.5	13.4	2.8	0.3
Ramco Cement	32.5	196.2	5.4	18.2	4.4	0.6
JK Cement	36.9	217.2	4.1	17.8	6.9	0.9
Nuvoco Vista	NA	146.2	3.2	16.6	2.3	0.4
Birla Corp	18.9	123.9	2.1	10.3	1.9	0.7

Source: Company RHP, Bloomberg, MOFSL

*Price Data as on 6th August, 2021

^Calculated on fully diluted basis at upper price band of INR570

About the Company

Nuvoco Vistas Corp. Ltd (NVCL), a Nirma Group company is the fifth largest cement company in India and the largest cement company in East India in terms of capacity. As of 9MFY21, its cement production capacity constituted ~4.2% of total cement capacity in India, 17% of total cement capacity in East India and 5% of total cement capacity in North India, and it is also one of the leading ready-mix concrete (RMX) manufacturers in India. Nirma Group forayed into the cement business in 2014 through a green-field cement plant in Nimbol. Thereafter, it has grown the cement business, through acquisition of the Indian cement business of LafargeHolcim in 2016 and NU Vista (formerly Emami Cement Limited) in 2020. Today, NVCL have grown from being solely cement based to a building materials company.

Exhibit 4: Extensive cement portfolio with premium brands covering full price spectrum



Source: RHP, MOFSL

Exhibit 5: Range of innovative RMX and modern building materials offerings



Source: RHP, MOFSL

NVCL is one of the fastest growing cement company with installed capacity doubling over the last five years post the acquisition of NU Vista. The location of its plants allows the company to maintain its leadership position in East India while growing its business in North India. East India is the fastest growing cement markets in India. (CRISIL Report). In addition, its Cement Plants in Chhattisgarh and Rajasthan are ideally placed to serve

the adjacent markets of Uttar Pradesh and Madhya Pradesh in Central India and Maharashtra in West India respectively. According to CRISIL, NVCL is one of the players to increase market share in the last two years. The company offer a range of over 50 products across cement, RMX and modern building materials.

NVCL largely distributes its products through the trade segment (73%), which mainly caters to individual home buyers, while the non-trade segment, which is mainly direct sales to institutional and bulk buyers contribute 27%. In the trade segment, the company has built effective and wide spread distribution channel which is a mix of wholesale and retail dealers and a sub-dealer network. As of FY21, company has 244 CFAs (162 in East India and 82 in North India) and 16,076 dealers in India (10,091 in East India and 5,985 in North India).

As of March 31, 2021, NVCL has an installed capacity of 22.32 MMTPA with eight plants in East India and three in North India. These cement plants are located in the states of West Bengal, Bihar, Odisha, Chhattisgarh and Jharkhand in East India and Rajasthan and Haryana in North India, while the RMX Plants are located across India. It is also in the process of enhancing its cement capacity by 2.7MMTPA by FY23. All its units are located within close proximity to the key raw materials required to produce cement, such as limestone, slag and fly ash. For FY21 its capacity utilisation of plants in North/East India, stood at 72.7%/77.6%, while the total capacity utilisation of all plants across India, was 77.6%. Its total cement-to-clinker ratio across all units was 1.73 for FY21.

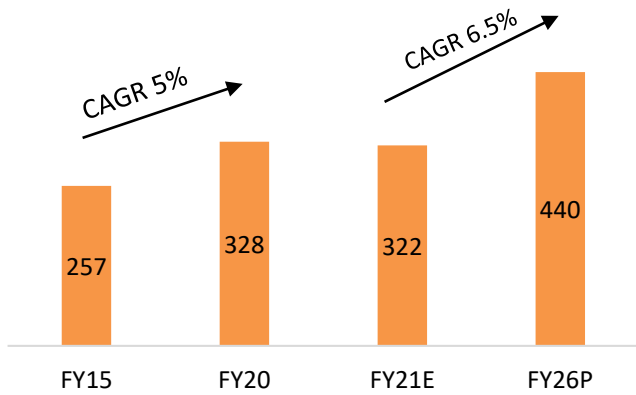
NVCL has waste heat recovery systems at all its integrated plants with a total capacity of 44.7 MW, solar power plants with a total capacity of 1.5 MW and captive power plants with generation capacity of 105 MW. As of FY21, these generate 50.4% (on a proforma basis) of the total power requirements. The company have a dedicated Construction Development and Innovation Centre (CDIC) located in Mumbai. This NABL-accredited facility serves as the incubation centre for innovative products across the Cement, Ready Mix and Modern Building Materials businesses.

Risk and concerns

- If NVCL is unable to effectively integrate its operations with its acquisitions and achieve operational efficiency, it may affect its financial performance.
- There are outstanding legal proceedings (~9% of Balance Sheet) involving company, subsidiary, the Individual Promoter, the Directors and the Group Companies and any adverse outcome in any of these proceedings may adversely impact business
- Demand for cement depends on various sectors such as infrastructure, housing and commercial real estate. Any downturn in the major cement consuming sectors or the building industry could have an adverse impact on the business.
- Cement is highly competitive industry and any failure to effectively compete could have a material impact.

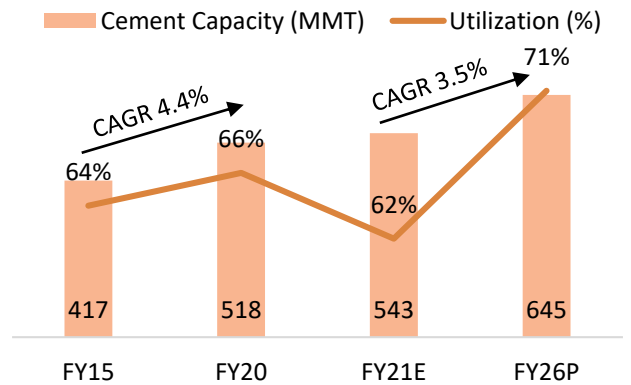
Story in Charts - Industry

Exhibit 6: Cement demand expected to grow at 6.5% CAGR over FY21-26E...



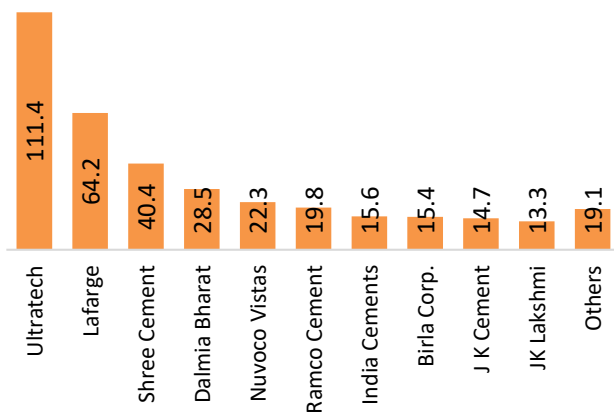
Source: RHP, MOFSL

Exhibit 7:vs. supply growth of 3.5% CAGR over FY21-26E



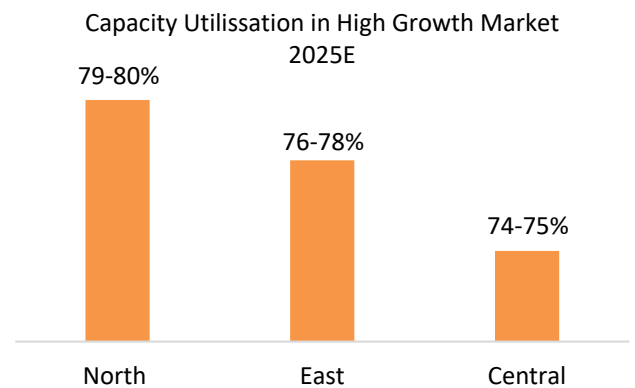
Source: RHP, MOFSL

Exhibit 8: NVCL is the 5th largest cement player



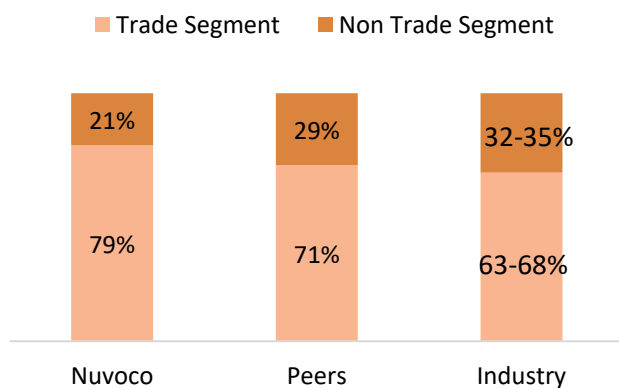
Source: RHP, MOFSL

Exhibit 9: North & East market expected to grow faster where NVCL is largely present



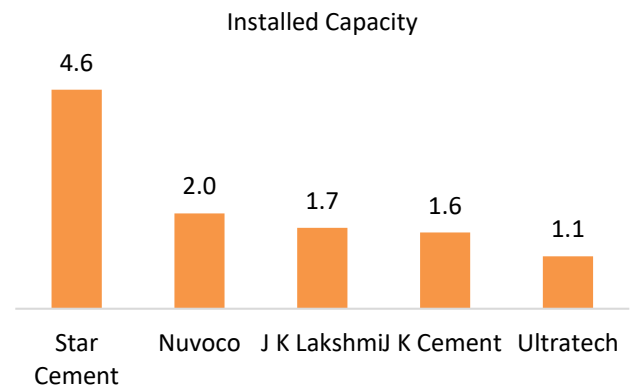
Source: RHP, MOFSL

Exhibit 10: NVCL has higher exposure to trade segment (FY20) leading to better realization



Source: RHP, MOFSL

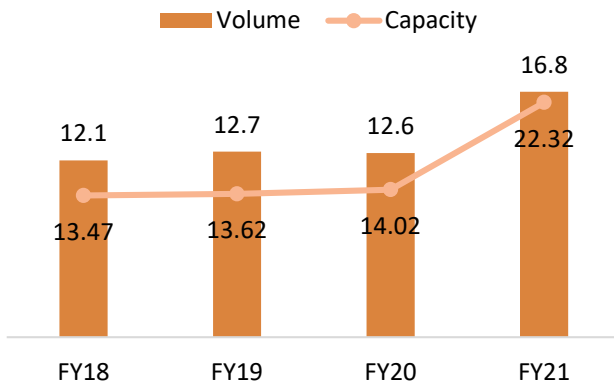
Exhibit 11: NVCL enjoys higher capacity of WHRS per MMTPA vs its peers leading to lower power/fuel cost



Source: RHP, MOFSL

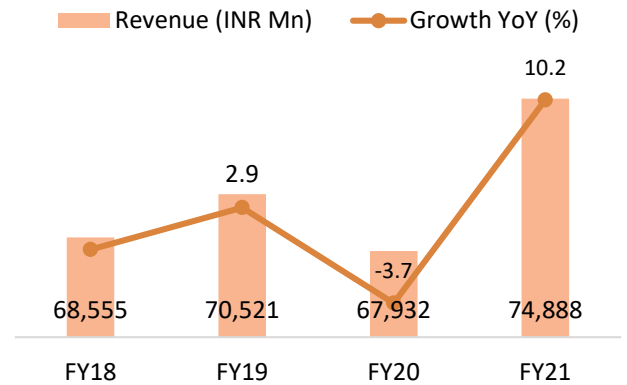
Story in Charts

Exhibit 12: Capacity and volume trend



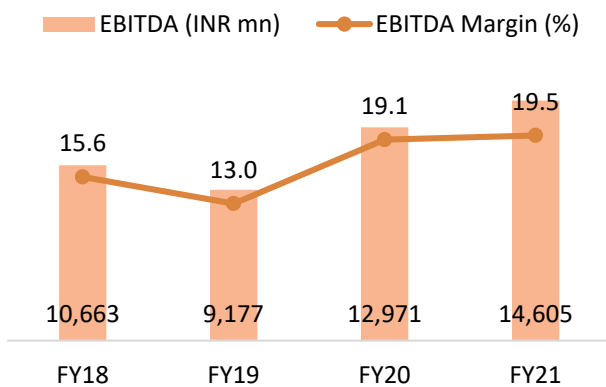
Source: RHP, MOFSL

Exhibit 13: Revenue grew at 3% CAGR over FY18-21



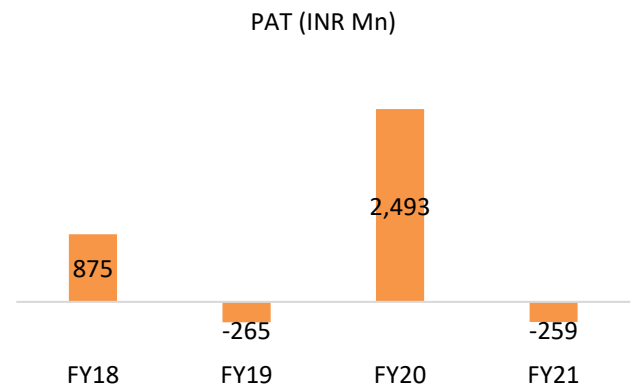
Source: RHP, MOFSL

Exhibit 14: EBITDA grew 11% CAGR led by margin expansion of 395 bps



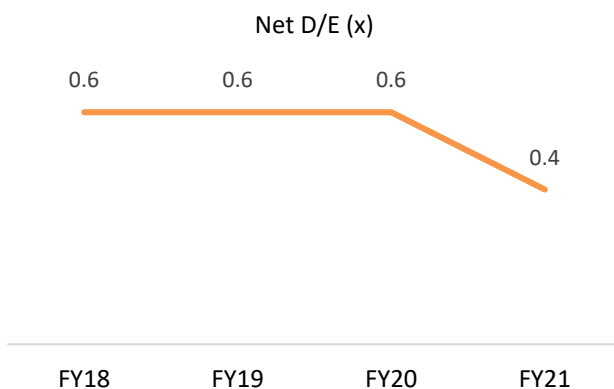
Source: RHP, MOFSL

Exhibit 15: PAT has been inconsistent due to higher depreciation and interest cost



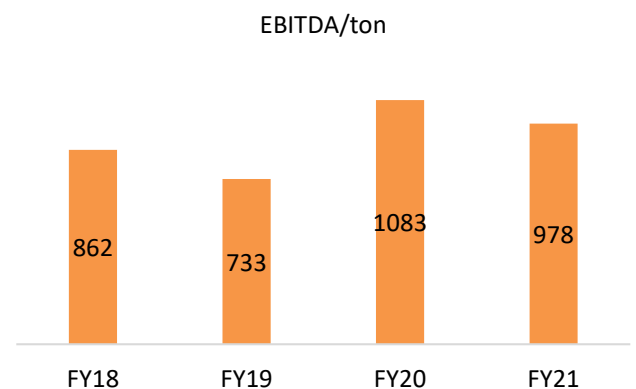
Source: RHP, MOFSL

Exhibit 16: Net D/E to come down post IPO which could improve profitability



Source: RHP, MOFSL

Exhibit 17: EBITDA/ton to improve post synergy benefits from acquisition and operational efficiency



Source: RHP, MOFSL

Financials

Income Statement

(INR mn)

Y/E March	FY18	FY19	FY20	FY21
Net Sales	68,555	70,521	67,932	74,888
Change (%)	-	2.9	-3.7	10.2
Total Expenditure	57,892	61,345	54,961	60,283
% of Sales	84.4	87.0	80.9	80.5
EBITDA	10,663	9,177	12,971	14,605
Margin (%)	15.6	13.0	19.1	19.5
Depreciation	4,849	4,979	5,279	7,938
EBIT	5,814	4,198	7,693	6,667
Int. and Finance Charges	4,755	4,569	4,192	6,640
Other Income	562	538	367	339
PBT	1,621	166	3,868	365
Tax	745	431	1,375	625
Tax Rate (%)	46.0	259.6	35.6	170.9
Reported PAT	875	-265	2493	-259
Adjusted PAT	875	-265	2,493	-259
Change (%)	-	-130.3	-1,041.0	-110.4
Margin (%)	1.3	-0.4	3.7	-0.3

Source: Company RHP, MOFSL

Balance Sheet

(INR mn)

Y/E March	FY18	FY19	FY20	FY21
Share Capital	1,500	2,000	2,424	3,151
Reserves	46,735	47,883	50,369	70,086
Net Worth	48,235	49,883	52,793	73,237
Debt	38,500	33,755	36,421	59,087
Deferred Tax (Net)	14,016	13,930	14,419	18,810
Total Capital Employed	1,00,751	97,568	1,03,632	1,51,133
Net Fixed Assets	1,01,604	98,949	99,701	1,50,416
Capital WIP	1,446	6,049	6,470	12,402
Investments	8,444	4,557	1	3,842
Current Assets	21,544	23,062	28,271	32,416
Inventory	5,558	5,847	6,030	7,124
Debtors	4,210	4,999	5,110	4,539
Cash and Bank Balance	589	1,247	5,109	5,278
Loans and Advances & OCA	11,187	10,970	12,022	15,475
Curr. Liability & Provisions	32,287	35,049	30,811	47,942
Account Payables	6,983	7,647	7,873	9,076
Current Liabilities	21,205	23,106	18,505	33,094
Other Long Term Liab. & Provs.	4,099	4,296	4,433	5,772
Net Current Assets	-10,743	-11,987	-2,540	-15,527
Misc Expenditure	-	-	-	-
Appl. of Funds	1,00,751	97,568	1,03,632	1,51,133

Source: Company RHP, MOFSL

Key Ratios

Y/E March	FY18	FY19	FY20	FY21
Basic (INR)				
EPS	2.5	-0.7	7.0	-0.7
Cash EPS	16.1	13.2	21.8	21.6
BV/Share	135.4	140.0	148.2	247.6
Valuation (x)				
P/E	232.0	-766.8	81.5	-783.6
Cash P/E	35.5	43.1	26.1	26.4
P/BV	4.2	4.1	3.8	2.3
EV/Sales	3.5	3.3	3.5	3.2
EV/EBITDA	22.6	25.7	18.1	16.6
EV/ton (USD)	241.3	233.3	225.5	146.2
Return Ratios (%)				
RoE	NA	-0.5	4.9	-0.4
RoCE	NA	-9.0	6.0	-4.5
Working Capital Ratios				
Asset Turnover (x)	0.7	0.7	0.7	0.5
Inventory (Days)	30	30	32	35
Debtor (Days)	22	26	27	22
Creditor (Days)	37	40	42	44
Leverage Ratio (x)				
Net Debt/Equity	0.6	0.6	0.6	0.4

Source: Company RHP, MOFSL

^Calculated on fully diluted basis at upper price band of INR570

Cash Flow Statement**(INR mn)**

Y/E March	FY18	FY19	FY20	FY21
OP/(Loss) before Tax	1,621	166	3,868	365
Depreciation	4,849	4,979	5,279	7,938
Finance Cost	4,755	4,569	4,192	6,640
Income Taxes paid	-909	-165	-1,022	-165
(Inc)/Dec in WC	598	-933	-1,903	-1,076
CF from Operations	10,914	8,617	10,413	13,703
Others	-733	-16	-166	3,470
CF from Operating (Net)	10,181	8,601	10,248	17,174
(Pur)/Sale of FA	-2,687	-5,808	-5,695	-5,473
(Pur)/Sale of Investments	-3,914	4,182	2,455	-23,899
Interest/Dividend received	68	145	146	146
Bank Deposits	12	-5	-7	-15
CF from Investments	-6,522	-1,486	-3,101	-29,241
Proceeds from borrowings	-724	-4,000	-2,200	832
Issue of equity shares	-208	-	20,503	-
Interest Paid	-4,120	-3,849	-3,580	-6,505
Dividend Paid	-	-	-	-
Others	1,003	1,381	-20,314	19,871
CF from Fin. Activity	-4,048	-6,468	-5,591	14,197
Net Inc/Dec of Cash	-389	647	1,556	2,130
Addition through business combination	8	-	-	263
Opening Balance	717	331	980	2,538
Closing Balance	331	980	2,538	4,670

Source: Company RHP, MOFSL

Investment Rating	Expected return (over 12-month)
BUY	>=15%
SELL	< -10%
NEUTRAL	> -10% to 15%
UNDER REVIEW	Rating may undergo a change
NOT RATED	We have forward looking estimates for the stock but we refrain from assigning recommendation

Disclosures:

The following Disclosures are being made in compliance with the SEBI Research Analyst Regulations 2014 (herein after referred to as the Regulations).

Motilal Oswal Financial Services Ltd. (MOFSL) is a SEBI Registered Research Analyst having registration no. INH000000412. MOFSL, the Research Entity (RE) as defined in the Regulations, is engaged in the business of providing Stock broking services, Investment Advisory Services, Depository participant services & distribution of various financial products. MOFSL is a subsidiary company of Passionate Investment Management Pvt. Ltd.. (PIMPL). MOFSL is a listed public company, the details in respect of which are available on www.motilaloswal.com. MOFSL (erstwhile Motilal Oswal Securities Limited - MOSL) is registered with the Securities & Exchange Board of India (SEBI) and is a registered Trading Member with National Stock Exchange of India Ltd. (NSE) and Bombay Stock Exchange Limited (BSE), Multi Commodity Exchange of India Limited (MCX) and National Commodity & Derivatives Exchange Limited (NCDEX) for its stock broking activities & is Depository participant with Central Depository Services Limited (CDSL) National Securities Depository Limited (NSDL), NERL, COMRIS and CRCL and is member of Association of Mutual Funds of India (AMFI) for distribution of financial products and Insurance Regulatory & Development Authority of India (IRDA) as Corporate Agent for insurance products. Details of associate entities of Motilal Oswal Financial Services Ltd. are available on the website at <http://online.reports.motilaloswal.com/Dormant/documents/Associate%20Details.pdf>

Details of pending Enquiry Proceedings of Motilal Oswal Financial Services Limited are available on the website at <https://galaxy.motilaloswal.com/ResearchAnalyst/PublishViewLitigation.aspx> MOFSL, its associates, Research Analyst or their relatives may have any financial interest in the subject company. MOFSL and/or its associates and/or Research Analyst or their relatives may have actual beneficial ownership of 1% or more securities in the subject company at the end of the month immediately preceding the date of publication of the Research Report or date of the public appearance. MOFSL and its associate company(ies), their directors and Research Analyst and their relatives may have any other potential conflict of interests at the time of publication of the research report or at the time of public appearance.

In the past 12 months, MOFSL or any of its associates may have:

- a) received any compensation from the subject company of this report
- b) managed or co-managed public offering of securities from subject company of this research report,
- c) received compensation for investment banking or merchant banking or brokerage services from subject company of this research report,
- d) received compensation for products or services other than investment banking or merchant banking or brokerage services from the subject company of this research report.

- MOFSL and its associates have not received any compensation or other benefits from the subject company or third party in connection with the research report.
- Subject Company may have been a client of MOFSL or its associates during twelve months preceding the date of distribution of the research report.
- Research Analyst may have served as director/officer/employee in the subject company.
- MOFSL and research analyst may engage in market making activity for the subject company.

MOFSL and its associate company(ies), and Research Analyst and their relatives from time to time may have:

a) a long or short position in, act as principal in, and buy or sell the securities or derivatives thereof of companies mentioned herein.

(b) be engaged in any other transaction involving such securities and earn brokerage or other compensation or act as a market maker in the financial instruments of the company(ies) discussed herein or act as an advisor or lender/borrower to such company(ies) or may have any other potential conflict of interests with respect to any recommendation and other related information and opinions.; however the same shall have no bearing whatsoever on the specific recommendations made by the analyst(s), as the recommendations made by the analyst(s) are completely independent of the views of the associates of MOFSL even though there might exist an inherent conflict of interest in some of the stocks mentioned in the research report.

Above disclosures include beneficial holdings lying in demat account of MOFSL which are opened for proprietary investments only. While calculating beneficial holdings, it does not consider demat accounts which are opened in name of MOFSL for other purposes (i.e holding client securities, collaterals, error trades etc.). MOFSL also earns DP income from clients which are not considered in above disclosures.

To enhance transparency, MOFSL has incorporated a Disclosure of Interest Statement in this document. This should, however, not be treated as endorsement of the views expressed in the report. MOFSL and / or its affiliates do and seek to do business including investment banking with companies covered in its research reports. As a result, the recipients of this report should be aware that MOFSL may have a potential conflict of interest that may affect the objectivity of this report.

Terms & Conditions:

This report has been prepared by MOFSL and is meant for sole use by the recipient and not for circulation. The report and information contained herein is strictly confidential and may not be altered in any way, transmitted to, copied or distributed, in part or in whole, to any other person or to the media or reproduced in any form, without prior written consent of MOFSL. The report is based on the facts, figures and information that are considered true, correct, reliable and accurate. The intent of this report is not recommendatory in nature. The information is obtained from publicly available media or other sources believed to be reliable. Such information has not been independently verified and no guaranty, representation of warranty, express or implied, is made as to its accuracy, completeness or correctness. All such information and opinions are subject to change without notice. The report is prepared solely for informational purpose and does not constitute an offer document or solicitation of offer to buy or sell or subscribe for securities or other financial instruments for the clients. Though disseminated to all the customers simultaneously, not all customers may receive this report at the same time. MOFSL will not treat recipients as customers by virtue of their receiving this report.

Analyst Certification

The views expressed in this research report accurately reflect the personal views of the analyst(s) about the subject securities or issues, and no part of the compensation of the research analyst(s) was, is, or will be directly or indirectly related to the specific recommendations and views expressed by research analyst(s) in this report.

Disclosure of Interest Statement Nuvoco Vista Corp. Ltd..

Analyst ownership of the stock No

A graph of daily closing prices of securities is available at www.nseindia.com, www.bseindia.com. Research Analyst views on Subject Company may vary based on Fundamental research and Technical Research. Proprietary trading desk of MOFSL or its associates maintains arm's length distance with Research Team as all the activities are segregated from MOFSL research activity and therefore it can have an independent view with regards to subject company for which Research Team have expressed their views.

Regional Disclosures (outside India)

This report is not directed or intended for distribution to or use by any person or entity resident in a state, country or any jurisdiction, where such distribution, publication, availability or use would be contrary to law, regulation or which would subject MOFSL & its group companies to registration or licensing requirements within such jurisdictions.

For Hong Kong:

This report is distributed in Hong Kong by Motilal Oswal capital Markets (Hong Kong) Private Limited, a licensed corporation (CE AYY-301) licensed and regulated by the Hong Kong Securities and Futures Commission (SFC) pursuant to the Securities and Futures Ordinance (Chapter 571 of the Laws of Hong Kong) "SFO". As per SEBI (Research Analyst Regulations) 2014 Motilal Oswal Securities (SEBI Reg No. INH000000412) has an agreement with Motilal Oswal capital Markets (Hong Kong) Private Limited for distribution of research report in Hong Kong. This report is intended for distribution only to "Professional Investors" as defined in Part I of Schedule 1 to SFO. Any investment or investment activity to which this document relates is only available to professional investor and will be engaged only with professional investors." Nothing here is an offer or solicitation of these securities, products and services in any jurisdiction where their offer or sale is not qualified or exempt from registration. The Indian Analyst(s) who compile this report is/are not located in Hong Kong & are not conducting Research Analysis in Hong Kong.

For U.S.

MOTILAL Oswal Financial Services Limited (MOFSL) is not a registered broker - dealer under the U.S. Securities Exchange Act of 1934, as amended (the "1934 act") and under applicable state laws in the United States. In addition MOFSL is not a registered investment adviser under the U.S. Investment Advisers Act of 1940, as amended (the "Advisers Act" and together with the 1934 Act, the "Acts"), and under applicable state laws in the United States. Accordingly, in the absence of specific exemption under the Acts, any brokerage and investment services provided by MOFSL, including the products and services described herein are not available to or intended for U.S. persons. This report is intended for distribution only to "Major Institutional Investors" as defined by Rule 15a-6(b)(4) of the Exchange Act and interpretations thereof by SEC (henceforth referred to as "major institutional investors"). This document must not be acted on or relied on by persons who are not major institutional investors. Any investment or investment activity to which this document relates is only available to major institutional investors and will be engaged in only with major institutional investors. In reliance on the exemption from registration provided by Rule 15a-6 of the U.S. Securities Exchange Act of 1934, as amended (the "Exchange Act") and interpretations thereof by the U.S. Securities and Exchange Commission ("SEC") in order to conduct business with Institutional Investors based in the U.S., MOFSL has entered into a chaperoning agreement with a U.S. registered broker-dealer, Motilal Oswal Securities International Private Limited, ("MOSIPL"). Any business interaction pursuant to this report will have to be executed within the provisions of this chaperoning agreement.

The Research Analysts contributing to the report may not be registered /qualified as research analyst with FINRA. Such research analyst may not be associated persons of the U.S. registered broker-dealer, MOSIPL, and therefore, may not be subject to NASD rule 2711 and NYSE Rule 472 restrictions on communication with a subject company, public appearances and trading securities held by a research analyst account.

For Singapore

In Singapore, this report is being distributed by Motilal Oswal Capital Markets Singapore Pte Ltd ("MOCMSPL") (Co.Reg. No. 2011294012) which is a holder of a capital markets services license and an exempt financial adviser in Singapore, as per the approved agreement under Paragraph 9 of Third Schedule of Securities and Futures Act (CAP 289) and Paragraph 11 of First Schedule of Financial Advisors Act (CAP 110) provided to MOCMSPL by Monetary Authority of Singapore. Persons in Singapore should contact MOCMSPL in respect of any matter arising from, or in connection with this report/publication/communication. This report is distributed solely to persons who qualify as "Institutional Investors", of which some of whom may consist of "accredited" institutional investors as defined in section 4A(1) of the Securities and Futures Act, Chapter 289 of Singapore ("the SFA"). Accordingly, if a Singapore person is not or ceases to be such an institutional investor, such Singapore Person must immediately discontinue any use of this Report and inform MOCMSPL.

Disclaimer:

This report is intended for distribution to Retail Investors.

The report and information contained herein is strictly confidential and meant solely for the selected recipient and may not be altered in any way, transmitted, copied or distributed, in part or in whole, to any other person or to the media or reproduced in any form, without prior written consent. This report and information herein is solely for informational purpose and may not be used or considered as an offer document or solicitation of offer to buy or sell or subscribe for securities or other financial instruments. Nothing in this report constitutes investment, legal, accounting and tax advice or a representation that any investment or strategy is suitable or appropriate to your specific circumstances. The securities discussed and opinions expressed in this report may not be suitable for all investors, who must make their own investment decisions, based on their own investment objectives, financial positions and needs of specific recipient. This may not be taken in substitution for the exercise of independent judgment by any recipient. Each recipient of this document should make such investigations as it deems necessary to arrive at an independent evaluation of an investment in the securities of companies referred to in this document (including the merits and risks involved), and should consult its own advisors to determine the merits and risks of such an investment. The investment discussed or views expressed may not be suitable for all investors. Certain transactions - including those involving futures, options, and other derivative products as well as non-investment grade securities - involve substantial risk and are not suitable for all investors. No representation or warranty, express or implied, is made as to the accuracy, completeness or fairness of the information and opinions contained in this document. The Disclosures of Interest Statement incorporated in this document is provided solely to enhance the transparency and should not be treated as endorsement of the views expressed in the report. This information is subject to change without any prior notice. The Company reserves the right to make modifications and alterations to this statement as may be required from time to time without any prior approval. MOFSL, its associates, their directors and the employees may from time to time, effect or have effected an own account transaction in, or deal as principal or agent in or for the securities mentioned in this document. They may perform or seek to perform investment banking or other services for, or solicit investment banking or other business from, any company referred to in this report. Each of these entities functions as a separate, distinct and independent of each other. The recipient should take this into account before interpreting the document. This report has been prepared on the basis of information that is already available in publicly accessible media or developed through analysis of MOFSL. The views expressed are those of the analyst, and the Company may or may not subscribe to all the views expressed therein. This document is being supplied to you solely for your information and may not be reproduced, redistributed or passed on, directly or indirectly, to any other person or published, copied, in whole or in part, for any purpose. This report is not directed or intended for distribution to, or use by, any person or entity who is a citizen or resident of or located in any locality, state, country or other jurisdiction, where such distribution, publication, availability or use would be contrary to law, regulation or which would subject MOFSL to any registration or licensing requirement within such jurisdiction. The securities described herein may or may not be eligible for sale in all jurisdictions or to certain category of investors. Persons in whose possession this document may come are required to inform themselves of and to observe such restriction. Neither the Firm, nor its directors, employees, agents or representatives shall be liable for any damages whether direct or indirect, incidental, special or consequential including lost revenue or lost profits that may arise from or in connection with the use of the information. The person accessing this information specifically agrees to exempt MOFSL or any of its affiliates or employees from, any and all responsibility/liability arising from such misuse and agrees not to hold MOFSL or any of its affiliates or employees responsible for any such misuse and further agrees to hold MOFSL or any of its affiliates or employees free and harmless from all losses, costs, damages, expenses that may be suffered by the person accessing this information due to any errors and delays.

Registered Office Address: Motilal Oswal Tower, Rahimtullah Sayani Road, Opposite Panel ST Depot, Prabhadevi, Mumbai-400025; Tel No.: 022-3980 4263; www.motilaloswal.com. Correspondence Address: Palm Spring Centre, 2nd Floor, Palm Court Complex, New Link Road, Malad (West), Mumbai- 400 064. Tel No: 022 71881000. Compliance Officer: Neeraj Agarwal, Email Id: na@motilaloswal.com, Contact No.:022-71881085.

Registration details of group entities: Motilal Oswal Financial Services Ltd. (MOFSL): INZ000158836 (BSE/NSE/MCX/NCDEX); CDSL: IN-DP-16-2015; NSDL: IN-DP-NSDL-152-2000; Research Analyst: INH000000412. AMFI: ARN: 146822. Investment Adviser: INA000007100. IRDA Corporate Agent – CA0579. Motilal Oswal Financial Services Ltd. is a distributor of Mutual Funds, PMS, Fixed Deposit, Insurance, Bond, NCDs and IPO products.